



Phone: (401) 762-5500

Email: ACWCO@acw1.com

INCH-POUND

MIL-PRF-17337G

14 February 2017

SUPERSEDING

MIL-W-17337F

11 December 1989

## PERFORMANCE SPECIFICATION

### WEBBING, TEXTILE, WOVEN, NYLON

This document is approved for use by all Departments and Agencies of the Department of Defense (DoD).

#### 1. SCOPE

1.1 Scope. This specification covers the requirements for woven nylon webbing (woven on shuttle or shuttleless looms).

1.2 Classification.

1.2.1 Classes.

Class 1 - Lifesaving Equipment (Shuttle Construction, nylon 6,6)

Class 2 - Load Carrying Equipment (Shuttle or Shuttleless Construction, nylon 6 or nylon 6,6)

#### 2. APPLICABLE DOCUMENTS

2.1 General. The documents listed in this section are specified in Section 3 and 4 of this specification. This section does not include documents cited in other sections of this specification or recommended for additional information or as examples. While every effort has been made to ensure the completeness of this list, document users are cautioned that they must meet all specified requirements of documents cited in Sections 3 and 4 of this specification whether or not they are listed.

Comments, suggestions, or questions on this document should be addressed: ATTN: DLA Troop Support, 700 Robbins Avenue, Philadelphia, PA 19111-5096. Since contact information can change, you may want to verify the currency of the address information using Acquisition streamlining and Standardization Information System (ASSIST) online database <https://assist.dla.mil>.

## 2.2 Government documents.

2.2.1 Specifications, standards, and handbooks. The following specifications, standards, and handbooks form a part of this document to the extent specified herein. Unless otherwise specified, the issues of these documents are those cited in the solicitation or contract.

2.2.2 Other Government documents, drawings, and publications. The following other Government documents, drawings, and publications form a part of this document to the extent specified herein. Unless otherwise specified, the issues are those cited in the solicitation or contract.

## DRAWINGS

### U.S. ARMY NATICK SOLDIER RESEARCH, DEVELOPMENT, AND ENGINEERING CENTER

2-1-2592 - Operational Camouflage Pattern (OCP)

(Copies of drawings are available from the U.S. Army Natick Soldier Research, Development, and Engineering Center, ATTN: RDNS-SEW-EWC, 10 General Greene Avenue Natick, MA 01760-5019).

### FEDERAL TRADE COMMISSION (FTC)

Rules and Regulations Under the Textile Fiber Products Identification Act

(Copies are available online at <http://www.ftc.gov/>.)

2.3 Non-Government publications. The following documents form a part of this document to the extent specified herein. Unless otherwise specified, the issues of these documents are those cited in the solicitation or contract.

### AMERICAN ASSOCIATION OF TEXTILE CHEMISTS AND COLORISTS (AATCC)

AATCC Test Method 8 - Colorfastness to Crocking: AATCC Crockmeter Method

AATCC Test Method 16.2 - Colorfastness to Light: Carbon-Arc

AATCC Test Method 16.3 - Colorfastness to Light: Xenon-Arc

AATCC Test Method 20 - Fiber Analysis: Qualitative

AATCC Test Method 61 - Colorfastness to Laundering: Accelerated

AATCC Test Method 81 - pH of Water-Extract from Wet Processed Textiles

AATCC Evaluation Procedure 1, Gray Scale for Color Change

AATCC Evaluation Procedure 2, Gray Scale for Staining

AATCC Evaluation Procedure 8, AATCC 9 Step Chromatic Transference Scale Rating

(Copies are available online at <http://www.aatcc.org/>.)

### AMERICAN SOCIETY FOR QUALITY (ASQ)

ANSI/ASQ Z1.4 – Sampling Procedures and Tables for Inspection by Attributes

(Copies are available online at <http://www.asq.org/>)

ASTM INTERNATIONAL

- ASTM D1776/D1776M - Standard Practice for Conditioning and Testing Textiles
- ASTM D1777 - Standard Test Method for Thickness of Textile Materials
- ASTM D1907/D1907M - Standard Test Method for Linear Density of Yarn (Yarn Number) by Skein Method
- ASTM D3774 - Standard Test Method for Width of Textile Fabric
- ASTM D3775 - Standard Test Method for Warp (End) and Filling (Pick) Count of Woven Fabrics
- ASTM D3776/D3776M - Standard Test Method for Mass per Unit Area (Weight) of Fabrics

(Copies of documents area available online at <http://www.astm.org.>)

PARACHUTE INDUSTRY ASSOCIATION (PIA)

- PIA-Test Method-4108 - Strength and Elongation, Breaking; Textile Webbing, Tape and Braided Items

(Copies of this document are available online at <http://www.pia.com.>)

OTHER PUBLICATIONS

Repeat Insult Patch Test – Modified Draize Procedure

Principles and Methods of Toxicology. A Wallace Hayes (editor)

(Copies are available on-line at <http://www.taylorandfrancis.com/> or <https://www.crcpress.com.>)

2.4 Order of precedence. Unless otherwise noted herein or in the contract, in the event of a conflict between the text of this document and the references cited herein, the text of this document takes precedence. Nothing in this document, however, supersedes applicable laws and regulations unless a specific exemption has been obtained.

3. REQUIREMENTS

3.1 First article. When specified (see 6.2), a sample shall be subjected to first article inspection in accordance with 4.2.

3.2 Standard sample. The finished webbing shall match the standard sample for shade and appearance, and shall, unless otherwise indicated, be equal to or better than the standard sample with respect to all characteristics for which the standard sample is referenced (see 6.4).

3.3 Recycled, recovered, or environmentally preferable, or biobased materials. Recycled, recovered, or environmentally preferable or biobased materials should be used to the maximum extent possible, provided that the material meets or exceeds the operational and maintenance requirements, and promotes economically advantageous life cycle costs.

3.4 Material.

3.4.1 Yarn. The nylon yarn for the warp and filling shall be singles, bright, high tenacity, continuous filament nylon, which has not been subjected to any type of bleaching process. For Class 1 webbing, only nylon 6,6 shall be used. For Class 2 webbing, nylon 6 or nylon 6,6 shall be used.

3.4.2 Yarn size. The yarn size shall be 840 denier (warp and filling) for shuttle loom construction and a combination of 840 denier warp and 420 denier filling for shuttleless construction.

3.5 Color. The color/print of the webbing shall be as specified by the applicable end item or in the contract/purchase order.

3.5.1 Visual shade matching. The color and appearance of the webbing shall match the standard sample when tested as specified in 4.7.2.

3.5.2 Colorfastness. The finished webbing shall conform to the colorfastness requirements listed below in Table I when tested as specified in Table V.

TABLE I. Colorfastness requirements.

<u>Color Evaluation</u>	<u>Laundering Color change and Staining (1 cycle) (min.)</u>	<u>Light (40 AFU or 170 kJ/(m<sup>2</sup>nm)@420nm) (min.) 1/</u>	<u>Crocking, wet/dry (min.)</u>
OCP 2/ Tan 499, Dk. Green 528, Brown 529	3-4	3-4	3.5
Olive 527	3-4	3	3.5
All other colors	3-4	3-4	3.5

1/ AATCC Fading Units

2/ Operational Camouflage Pattern (OCP) – four (4) color webbing

3.6 Solid color webbing. Solid colors for the webbing shall be in accordance with the end item specification or in the contract (see 6.2).

3.7 Woven or printed. The webbing shall be jacquard woven or printed in the Operational Camouflage Pattern (OCP) four (4) colors (when applicable). When printed, the webbing shall be dyed to a ground shade to match Tan 499 and then it shall be overprinted with the remaining three (3) camouflage colors (Olive 527, Brown 529 and Dark Green 528) (see 6.2).

3.8 Pattern execution. The pattern on the printed or jacquard woven webbing (when applicable) shall reproduce the standard sample in respect to design and colors of the respective area/colors. When the standard sample is not referenced for pattern execution, a pattern drawing shall be provided and the pattern shall match that of Drawing 2-1-2592 for respective colors in Operational Camouflage Pattern (OCP) (see 6.2).

3.9 Spectral reflectance (solid colors). The reflectance values for the webbing in solid colors for all classes shall conform to the requirements listed below in Table II when tested as specified in 4.7.3.

TABLE II. Spectral reflectance requirements (solid colors).

Reflectance values (percent): Solids						
Wavelength, (nanometers)	Foliage Green 504		Camouflage Green 483		Tan 499	
	Min.	Max.	Min.	Max.	Min.	Max.
600	8	26	3	10	8	26
620	8	26	3	10	8	26
640	8	28	3	10	8	30
660	10	30	3	11	8	34
680	10	34	3	13	12	38
700	12	38	4	28	12	40
720	16	42	5	40	16	46
740	16	46	7	52	22	50
760	18	48	11	60	30	50
780	18	48	17	64	34	54
800	20	50	24	67	36	56
820	22	54	32	70	38	58
840	24	54	37	71	38	58
860	26	56	40	73	40	60

3.9.1 Spectral reflectance for Operational Camouflage Pattern (OCP) four (4) colors. The reflectance values for (all classes) the printed or jacquard woven webbing shall conform to the requirements listed below in Table II-1, when tested as specified in 4.7.3.

TABLE II-1. Spectral reflectance requirements (OCP – Four (4) color webbing).

Reflectance values (percent) : OCP – Four (4) color webbing						
Wavelength, Nanometers (nm)	Tan 499		Olive 527 Brown 529		Dark Green 528	
	Min.	Max.	Min.	Max.	Min.	Max.
600	8	26	10	30	3	12
620	8	26	11	30	3	12
640	8	30	11	32	4	12
660	8	34	12	32	4	13
680	12	38	14	35	4	18
700	12	40	19	40	6	25
720	16	46	22	43	6	27
740	22	50	25	46	10	29
760	30	50	27	48	14	33
780	34	54	28	50	18	36
800	36	56	29	50	20	37
820	38	58	30	51	20	38
840	38	58	32	51	21	39
860	40	60	33	52	21	40

3.10 Nylon 6 identification. When nylon 6 is utilized for Class 2 webbing, it shall be identified by using a color sealed black yarn on the woven edge.

3.10.1 Shuttleless loom identification. When shuttleless looms are utilized, the catch-cord yarn shall match the color of the webbing.

3.11 Physical requirements. The finished webbing shall conform to the construction and requirements, listed below in Table III, when tested as specified in Table V.

SECTION LEFT INTENTIONALLY BLANK

TABLE III. Physical requirements.

Width (inch)	Thickness (inch)	Weight oz/linear yard (Max.)	Breaking Strength, lbs. (warp) (Min.)	Yarns/per inch Filling (Min.) <u>1/</u>	Threads Full Width		
					Total Warp	Warp Ends	Binder Ends
1 ( $\pm 1/16$ )	0.038-0.050	0.7	1200	48	119	97	22
1-1/2 ( $\pm 1/16$ )	0.038-0.050	1.1	1800	48	179	145	34
2 ( $\pm 1/16$ )	0.038-0.050	1.4	2200	48	239	193	46
3 ( $\pm 1/16$ )	0.038-0.050	2.2	3200	48	355	287	68
3-1/2 ( $\pm 1/16$ )	0.038-0.050	2.6	4000	48	420	338	82

1/ When a shuttleless loom is employed, 96 picks (two (2) picks per shed) of 420 denier yarn is required.

3.11.1 Catch cord. When latch type shuttleless looms are utilized, the filling yarn shall traverse the full width of the webbing and shall be held by an extra catch cord end interlacing with the filling yarn in a method as shown in Figures 1 or 2. When bobbin type shuttleless looms are utilized, interlacing of the catch cord and filling shall occur within the first four (4) ends of warp yarn at the edge (see Figure 3). For Class 2 webbing, the catch cord shall be 200 denier or 210 denier nylon for latch type shuttleless looms and 420 denier nylon for bobbin type shuttleless looms.

3.11.2 Lateral curvature in shuttleless construction. Class 2 webbings shall show no more lateral curvature than 1/4-inch within a yard when tested as specified in 4.7.1 (see Figure 4).

3.11.3 Breaking strength. The initial breaking strength of any individual specimen shall not be any lower than the minimum requirement in Tables III when tested as specified in Table V.

3.11.4 Weave. The weave of the webbing shall consist of a face warp and back warp bound together by a binder warp and filling. The face warp shall weave plain with picks shown on the face and the back warp shall weave plain with picks that show on the back. The binder warp end shall be evenly spaced across the width of the webbing. One (1) binder warp end shall weave two (2) up and two (2) down. The adjacent binder warp end shall weave two (2) down and two (2) up. Testing shall be in accordance with Table V.

3.12 pH. The pH value of the water extract of the finished webbing shall not be less than 5.5 or more than 8.5 when tested as specified in Table V.

3.13 Toxicity. The finished webbing shall not present a health hazard and shall show compatibility with prolonged, direct skin contact when tested as specified in 4.7.4. Chemicals recognized by the Environmental Protection Agency (EPA) as human carcinogens shall not be used.

3.14 Length and put-up. For Government procurements only, unless otherwise specified (see 6.2), the webbing shall be furnished in continuous lengths, each roll shall contain 90 to 110 yards. No roll shall contain more than two (2) pieces and no piece shall be less than ten (10) yards in length (see 5.1).

3.15 Roll fiber identification. Each roll of finished webbing shall be labeled or ticked for fiber content in accordance with the Rules and Regulations under the Textile Fiber Products Identification Act (see 2.2.2).

3.16 Workmanship. The finished webbing shall conform to the quality of product established by this specification (see Table IV).

#### 4. VERIFICATION

4.1 Classification of inspections. The inspection requirements specified herein are classified as follows:

- a. First article inspection (see 4.2).
- b. Conformance inspection (see 4.3).

4.2 First article inspection. A first article, submitted in accordance with 3.1 shall be inspected as specified in 4.3 through 4.7 for compliance to appearance, color, finished defects, and physical characteristics.

4.3 Conformance inspection. Conformance inspection shall include the visual examination and the tests of 4.4 through 4.7 as applicable. Sampling for inspection shall be performed in accordance with ANSI/ASQ Z1.4 and with acceptance quality limits as specified in the contract and/or order, except where otherwise indicated (see 6.2).

4.4 Inspection conditions. Unless otherwise specified, all inspections shall be performed in accordance with all the requirements of referenced documents, unless otherwise excluded, amended, modified or qualified in this specification or applicable procurement documents (see 6.2).

4.5 Visual examination. The webbing shall be examined for the defects listed in Table IV.



TABLE IV. Visual defects.

Examine	Defect	Classification	
		Major	Minor
Abrasion marks	Resulting in rupture of yarns or in nap sufficient to obscure to identify of any yarns exceeding 10 percent of width or 1-inch in length.	101	
Yarns (filling)	Two (2) yarns per shed (except when permitted).	102	
Broken or missing end	Two (2) or more regardless of length or a single end exceeding 6-inches in length.	103	
	Single end, 1/4-inch up to and including 6-inches in length.		201
Broken or missing pick	Two (2) or more regardless of length Note: the filling tie-in or joining-in shall not be construed as a defect of any nature.	104	
Coarse or heavy filling bar	Resulting in noticeable difference in stiffness (by hand) or thickness of webbing and extending for more than 1/4-inch in the length direction	105	
	Resulting in noticeable difference in stiffness (by hand) or thickness of tape or webbing and extending for 1/4-inch or less in the length direction		202
Twist or distortion	Tape or webbing will not lay flat upon application of manual pressure due to twist or distortion <u>1/</u>		203
Cut, hole or tear	Any cut, hole, or tear	106	
Edges	Frayed, slack, or tight and exceeding 1/4-inch in length	107	
Scalloped edges	Indentation of 1/8-inch or more regardless of length	108	
Floats or skips	Multiple, 1/2-inch or more warp and filling directions	109	
	Single float or skip, over 1-inch	110	
	Multiple, less than 1/2-inch in combined warp and filling directions		204
	Single float or skip over 1/2-inch but not exceeding 1-inch if in the warp		205
	Single float or skip over 1/4-inch but not exceeding 1-inch if in the filling		206
Hitch-back crack	Opening between adjoining picks, or warp-wise tension area over part of the width resulting in light and heavy places <u>2/</u>		207
Jerked-in filling slough-off, slug	More than twice the thickness of the normal yarn <u>2/</u>		208
Kinks	More than three (3) kinks in any 9-linear inches		209
Knots	More than one (1) knot in any 9-linear inches	111	
	One (1) knot with untrimmed ends extending more than 1/16-inch from surface of tape or webbing		210

TABLE IV. Visual defects. - Continued

Examine	Defect	Classification	
		Major	Minor
Mispick, double pick	Two (2) or more across the full width	112	
	Single across the full width		211
Slack end	Two (2) or more in the same area, jerked-in between picks, or forming clearly visible loops on the surface of tape or webbing <u>2/</u>	113	
	Single jerked-in between picks or forming clearly visible loops on surface of tape or webbing <u>2/</u>	114	
Slub or slug, gout	More than twice the thickness of the normal yarn		212
Smash	Any smash		213
Spot, stain, or streak	Any clearly visible <u>2/</u>		214
Tight end	Clearly visible up to 12-inches in length <u>2/</u>		215
Wrong draw	Extending for more than 9-inches	115	
Shaft mark	Yarn slippage resulting in open place or clearly visible heavy and light yarn density <u>2/</u>		216
Uneven width	Tight or loose filling resulting in variations of ( $\pm 1/16$ )-inch in width	116	
Applicable to shuttleless loom tape	Catch-cord missing	117	

1/ A 3-yard length of tape/webbing shall be laid on a flat and smooth surface without tension. If the tape does not lie flat, or if the tape is still wavy or ridgy after applying manual pressure, it shall be counted as a defect.

2/ Clearly visible at normal inspection distance (approximately 3-feet).

4.6 End item testing. The webbing shall be tested for the characteristics listed in Section 3. The methods of testing as specified in Table V shall be followed. Unless otherwise specified, all testing shall be performed under standard conditions in accordance with ASTM D1776/D1776M. All test reports shall contain the individual values utilized in expressing the final results. The sample size shall be in accordance with the following:

Lot size (yards)	Sample size
800 or less	2
801 up to and including 22,000	3
22,001 and over	5

The lot size shall be expressed in units of one (1) linear yard. Sample yardage shall be apportioned equally among the selected rolls. The lot shall be unacceptable if one (1) or more units fail to meet any requirement specified.

TABLE V. End item tests.

Characteristic	Requirement reference	Test method
Fiber analysis	3.4.1	AATCC 20 (see 6.5)
Unbleached	3.4.1	Visual (see 6.5)
Denier	3.4.2 and 3.11.1	ASTM D1907/D1907M
<b>Colorfastness:</b>		
Laundering, after 1 cycle	Table I	AATCC 61, Test 1A <u>1/</u> , <u>2/</u>
Light (40 AFU or 170 kJ/(m <sup>2</sup> nm)@420nm)	Table I	AATCC 16.2 or 16.3 <u>3/</u>
Crocking, wet/dry	Table I	AATCC 8 <u>4/</u>
Spectral reflectance	Table II and II-1	4.7.3
Width	Table III	ASTM D3774, Opt B
Thickness	Table III	ASTM D1777, Opt 2 <u>5/</u>
Weight	Table III	ASTM D3776/D3776M, Opt D
Breaking Strength Initial	Table III and 3.11.3	PIA-Test Method-4108
Filling ( Picks per inch)	Table III	ASTM D3775
Warp Ends	Table III	ASTM D3775
Binder Ends	Table III	ASTM D3775
Lateral curvature	3.11.2	4.7.1
Weave	3.11.4	Visual
pH	3.12	AATCC 81
Toxicity	3.13	4.7.4

1/ Rated using the AATCC Evaluation Procedure 1, Gray Scale for Color Change and AATCC Evaluation Procedure 2, Gray Scale for Staining.

2/ Only the stain on the nylon fibers of the color transfer cloth shall be evaluated.

3/ Rated using the AATCC Evaluation Procedure 1, Gray Scale for Color Change.

4/ Rated using the AATCC Evaluation Procedure 8, AATCC 9 Step Chromatic Transference Scale Rating

5/ The anvil shall be not less than 0.250-inch in diameter.

#### 4.7 Method of inspection.

##### 4.7.1 Measurement of lateral curvature.

4.7.1.1 Test specimen. The test shall be a length of tape or webbing, full width, measuring a minimum of 40-inches. The specimen shall not be stretched, smoothed, or otherwise changed from its original condition prior to testing.

4.7.1.2 Number of determinations. Five (5) specimens shall be tested from each sample unit.

#### 4.7.1.3 Apparatus.

- |                     |   |
|---------------------|---|
| Plexiglass or equal | - A sheet of Polymethyl-Methacrylate (PMMA) or equal weighing approximately 35-ounces with dimensions of 45-inches by 5-inches by 1/4-inch. |
| Straight edge       | - A rigid roller-straight edge measuring 36-inches in length.<br>- A roller 1-inch in diameter, weighing 1-1/2-pounds.                      |

4.7.1.4 Procedure. The specimens shall be placed flat on a smooth, horizontal, flat surface without tension and allowed to reach moisture equilibrium as defined in ASTM D1776/D1776M, section 4. After equilibrium is reached a weight shall be placed at one end of the tape. The roller shall be placed on the specimen at the end of the tape where the weight is located. The specimen shall be approximately in the center of the roller. The roller shall be along the length of the specimen, care being taken to keep the specimen in the center of the roller and not to exert any pressure on the roller. When the roller has passed the length of the tape, the PMMA shall then be placed on the specimen for a period of one (1) hour. Without moving the PMMA on the specimen, the straight edge shall be placed on the PMMA so that both ends of the straight edge are aligned perpendicularly with the outermost edge of the specimen from the straight edge by measuring to the nearest 1/32-inch perpendicularly from the straight edge. Record the highest measurement (see Figure 2).

4.7.1.5 Report. The average of five (5) determinations from each sample unit shall be recorded.

4.7.2 Visual shade matching. The color and appearance of the webbing shall match the standard sample when viewed using the AATCC Evaluation Procedure 9, Option A, with sources simulating artificial daylight D75 illuminant with a color temperature of 7500 ( $\pm 200$ )K illumination of 100 ( $\pm 20$ ) foot candles, and shall be a good match to the standard sample under incandescent lamplight at 2856 ( $\pm 200$ )K.

4.7.3 Spectral reflectance test. Spectral reflectance data shall be obtained from 600 to 860 nanometers (nm) for all classes with widths of 1-inch or greater in OCP and most solids at 20 nm intervals on a spectrophotometer relative to the polytetrafluoroethylene (PTFE) family of compounds, the preferred white standard. Other white reference materials may be used provided they are calibrated to absolute white or vitrolite tiles. The spectral band width shall be less than 20 nm at 860 nm. Reflectance measurements shall be made by either the monochromatic or polychromatic mode of operation. When the polychromatic mode of operation is used, the spectrophotometer shall operate with the specimen diffusely illuminated with the full emission of a continuous source that simulates either CIE Source A or CIE Source D65. Measurements shall be taken on a minimum of two (2) different areas and the data averaged. The specimen shall be measured as a single layer backed with two (2) layers of the same webbing and shade. The specimen shall be viewed at an angle no greater than 10° from normal, with the specular component included. Specimens shall be oriented in different directions during testing.

Camouflage materials should be measured with the appropriate aperture size to ensure that only one (1) color is measured at a time. (**NOTE:** The diameter for standard aperture size used in the color measurement device shall be 1.0 to 1.25-inches for most solid colors and 0.3725-inches for the OCP (always use the largest aperture possible). Photometric accuracy of the spectrophotometer shall be within one (1) percent and wavelength accuracy within two (2) nm. Any color having spectral reflectance values falling outside the limits at four (4) or more of the wavelengths specified shall be considered a test failure.

4.7.4 Toxicity test. When required, (see 6.2), an acute dermal irritation study and a skin sensitization study shall be conducted on laboratory animals. When the results of these studies indicate the (item) is not a sensitizer or irritant, a Repeat Insult Patch Test shall be performed in accordance with the Modified Draize Procedure (See 2.3). If the toxicity requirement (see 3.13) can be demonstrated with historical use data, toxicity testing may not be required (see 6.2).

## 5. PACKAGING

5.1 Packaging. For acquisition purposes, the packaging requirements shall be as specified in the contract or order (see 6.2). When actual packaging of material is to be performed by DoD or in-house contractor personnel, these personnel need to contact the responsible packaging activity to ascertain requisite packaging requirements. Packaging requirements are maintained by the Inventory Control Point's packaging activities within the Military Department or Defense Agency, or within the military service's system commands. Packaging data retrieval is available from the managing Military Department's or Defense Agency's automated packaging files, CD-ROM products, or by contacting the responsible packaging activity.

## 6. NOTES

(This section contains information of a general or explanatory nature that may be helpful, but is not mandatory or contractually binding.)

6.1 Intended use. The webbing is intended for use in the manufacture of life preservers, rucksacks, and other similar equipment.

6.2 Acquisition requirements. Acquisition documents should specify the following:

- a. Title, number, and date of this Performance Specification.
- b. Class of webbing required (see 1.2).
- c. Width of webbing required (see 3.11)
- d. The specific issue of individual documents referenced (see 2.2).
- e. When first article is required (see 3.1, 4.2, and 6.3).
- f. Color/print of webbing required (see 3.6 and 3.7).
- g. When toxicity testing is required (see 3.13 and 4.7.4).

- h. Length required if other than specified (see 3.14).
- i. Conformance inspection acceptance quality limits (AQL) (see 4.3).
- j. Inspection conditions (see 4.4)
- k. Packaging (see 5.1).

6.3 First article. When a first article inspection is required (see 3.1), it will be inspected and approved under the appropriate provisions of FAR 52.209-4. The first article should be a preproduction sample. The contracting officer should specify the appropriate type of first article and the number of units to be furnished. The contracting officer should include specific instructions in acquisition documents regarding arrangements for selection, inspection, and approval of the first article.

6.4 Standard sample. For access to standard samples, address the contracting activity issuing the invitation for bids or request for proposal.

6.5 Certificate of compliance. The contracting activity may select to accept a certificate of compliance for stated requirement.

6.6 Supersession data. This document supersedes MIL-W-17337, dated 11 December 1989 and Amendment 1 dated 22 January 1990.

6.7 Subject term (key word) listing.

- Binding and reinforcement
- Catch cord
- Equipage
- High tenacity
- Load carrying
- Packs
- Preservers

6.8 Changes from previous issue. Marginal notations are not used in this revision to identify changes with respect to the previous issues, due to the extensiveness of the changes.



**Selvage locked by knitting filling loops  
simultaneously with additional catch thread  
using incline latch needle**

FIGURE 1. Catch cord diagram (Shuttleless construction)

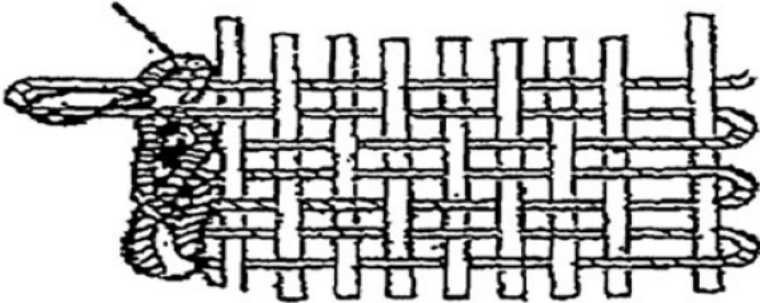


FIGURE 2. Catch cord diagram (Shuttleless construction)

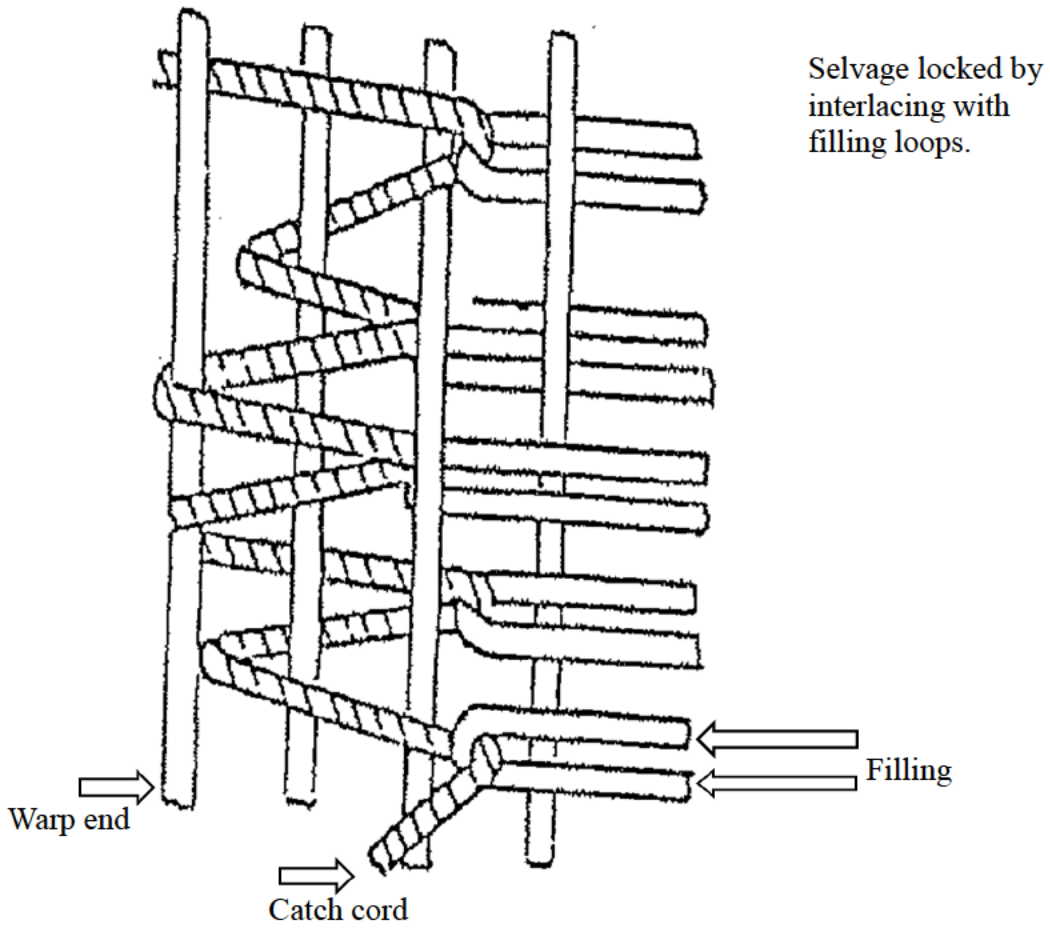


FIGURE 3. Catch cord diagram (Shuttleless construction)



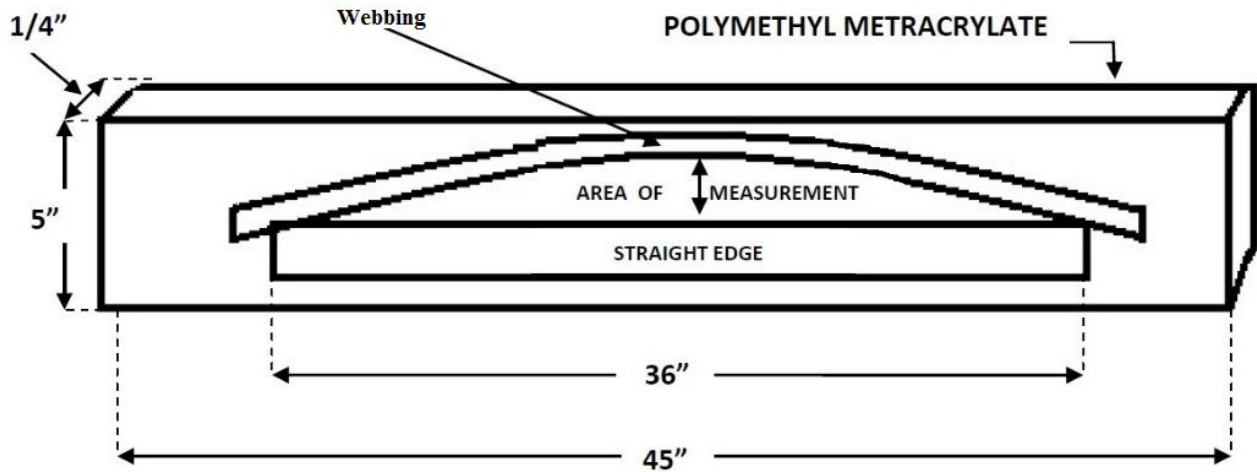


FIGURE 4. Curve measurement

Custodians:  
Army – GL  
Navy – NU  
Air Force – 11

Preparing Activity  
DLA-CT

Project Number: 8305-2016-006

Review Activities:  
Army – MD

NOTE: The activities listed above were interested in this document as of the date of this document. Since organizations and responsibilities can change, you should verify the currency of the information above using ASSIST Online database <https://assist.dla.mil>.